



## Member How-to Document


### How To Access Harvard ManageMentor

**Purpose:** To access & login to Harvard ManageMentor via myCUES Dashboard and/or the CUES Learning Portal

**Process:**

#### Accessing Harvard ManageMentor via myCUES Dashboard:

1. After you've logged into cues.org you will be redirected to the myCUES Dashboard. From here, scroll down to the "Key Benefits" section.
2. Click on the Harvard ManageMentor card.



**Note:**

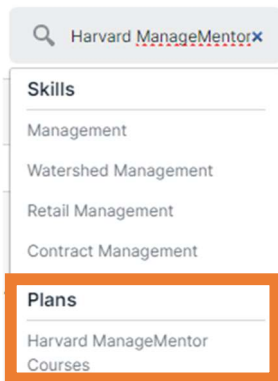
All Harvard ManageMentor courses are also available through external links within the CUES Learning Portal. This allows you to access and mark these courses as complete within the CUES Learning Portal so that you can better understand your learning journey.

## Accessing Harvard ManageMentor Courses via the CUES Learning Portal:

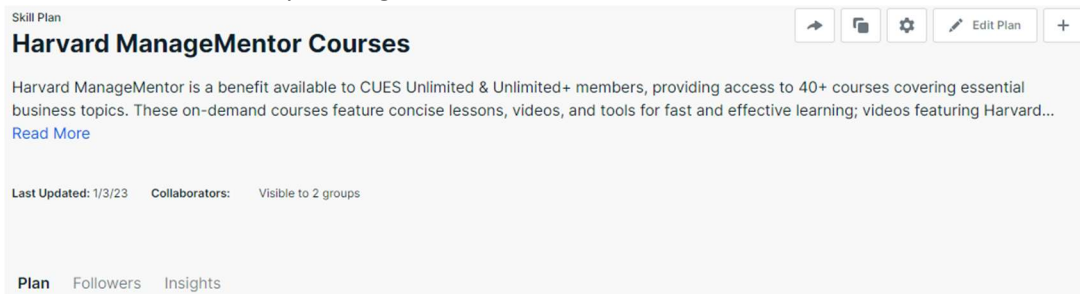
1. After you've logged into the CUES Learning Portal, navigate to the search bar at the top right of the screen.



2. Search for "Harvard ManageMentor", under plans click on "Harvard ManageMentor Courses".



3. Now you have a full layout of all the available Harvard ManageMentor courses. From here you can access the course by clicking on the course title.



### Courses

